

PROFILE

2014



**FRESENIUS
MEDICAL CARE**



Our vision

Creating a future *worth living*.
For patients. Worldwide. Every day.

More than four decades of experience in dialysis, innovative research, the global leader in dialysis services and products – that is Fresenius Medical Care.

Patients with kidney disease can now look ahead with much more confidence thanks to our innovative technologies and treatment concepts. We give them a future, one that offers them the best-possible quality of life. We use the increasing demand for modern dialysis methods to our advantage and work consistently to enhance the company's growth. Together with our employees, we focus on pursuing strategies that will enable us to uphold our technological leadership. As a vertically integrated company, we offer products and services for the entire dialysis value chain.

The highest medical standards are our benchmark. This is our commitment to our patients, our partners in the health care system and our investors, who trust in the reliable performance and the future of Fresenius Medical Care.

PROFILE

2014

T. 1 OPERATING DATA/KEY FIGURES
in \$ M

	2014	2013	<i>Change</i>
Selected key figures			
Net revenue	15,832	14,610	8%
Earnings before interest, taxes, depreciation and amortization (EBITDA)	2,954	2,904	2%
Operating income (EBIT)	2,255	2,256	0%
Net income ¹	1,045	1,110	-6%
Net cash provided by (used in) operating activities	1,861	2,035	
Free cash flow ²	941	1,307	
Capital expenditures, net	920	728	
Acquisitions and investments, net	1,770	478	
Basic earnings per share <i>in \$</i>	3.46	3.65	-5%
Dividend per share <i>in €</i>	0.78 ³	0.77	1%
Operating income margin <i>in %</i>	14.2	15.4	
Return on invested capital (ROIC) <i>in %</i>	6.8	7.7	
Equity ratio (equity/total assets) ⁴ <i>in %</i>	39.4	41.0	

¹ Net income attributable to shareholders of Fresenius Medical Care AG & Co. KGaA.

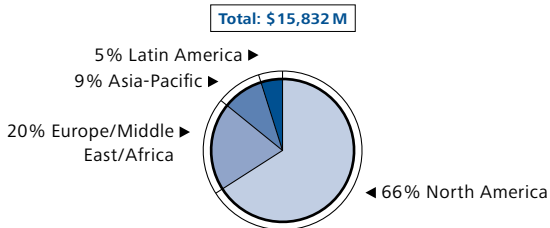
² Net cash provided by (used in) operating figures after capital expenditures, before acquisitions and investments.

³ Proposal to be approved by the annual general meeting on May 19, 2015.

⁴ As of December 31 of the respective year.

C. 2

REVENUE BY REGION



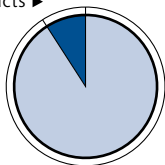
C. 3

REVENUE BY SEGMENT

North America

Total: \$10,500 M

8% Dialysis products

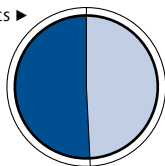


92% Health care services

International

Total: \$5,265 M

51% Dialysis products

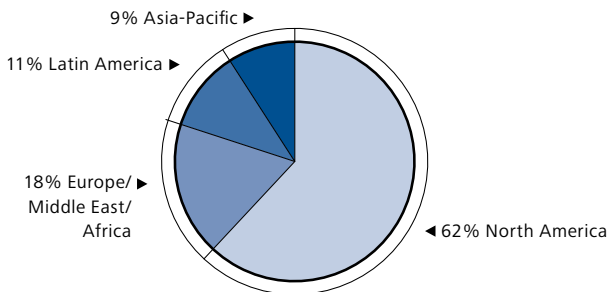


49% Health care services

C. 4

FRESENIUS MEDICAL CARE PATIENTS WORLDWIDE

Total: 286,312



T. 5

FRESENIUS MEDICAL CARE CLINICS WORLDWIDE

	2014	2013	Change
North America	2,162	2,133	1%
Europe/Middle East/Africa	635	632	0%
Latin America	247	231	7%
Asia-Pacific	317	254	25%
► TOTAL	3,361	3,250	3%

DIALYSIS SERVICES BY REGION

Number of patients treated

Total: 2,665 M

North America	Fresenius Medical Care	176,203
	DaVita	170,000
	Dialysis Clinic Inc.	14,500
Europe	Fresenius Medical Care	52,848
	Diaverum	21,400
	Kuratorium für Dialyse	18,700
Asia-Pacific	Fresenius Medical Care	25,278
	Showai-Kai	5,100
	Tokushu-Kai	4,000
Latin America	Fresenius Medical Care	31,983
	Baxter	9,000
	Diaverum	4,500

Source: Company data and estimates

MARKET POSITION RELATING TO MAJOR PRODUCT GROUPS

	1 st place	2 nd place
Dialyzers	Fresenius Medical Care	Baxter
Dialysis machines	Fresenius Medical Care	Nikkiso
Concentrates for hemodialysis	Fresenius Medical Care	Baxter
Bloodline systems	Fresenius Medical Care	Baxter
Products for peritoneal dialysis	Baxter	Fresenius Medical Care

Source: Company data and estimates



America

Waltham, U.S.

Regional headquarters North America

01 Ogden, U.S. Dialyzers

02 Concord, U.S. Dialysis machines

03 Toledo, U.S. Hemodialysis concentrates

04 Montreal, CA Hemodialysis concentrates

05 Irving, U.S. Hemodialysis concentrates

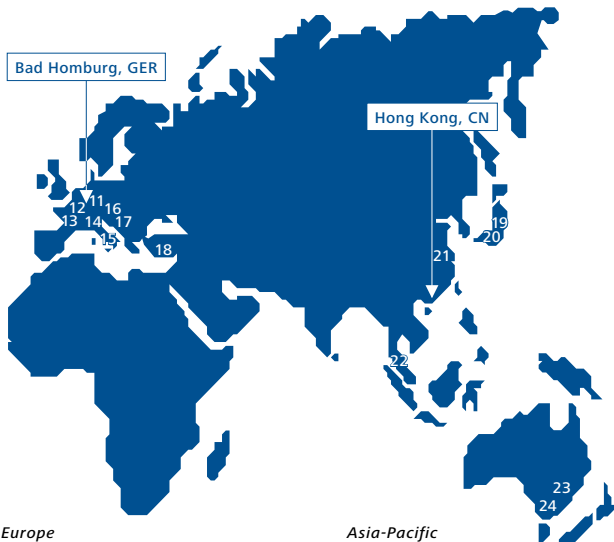
06 Reynosa, MX Bloodline systems

07 Guadalajara, MX Dialysis solutions

08 Santafé de Bogotá, CO Dialysis solutions & hemodialysis concentrates

09 Jaguariúna, BR Dialysis solutions & hemodialysis concentrates

10 Pilar, AR Hemodialysis concentrates



Europe

Bad Homburg, GER
Company headquarters and regional headquarters for Europe, Middle East, Africa and Latin America

11 Schweinfurt, GER Dialysis machines

12 St. Wendel, GER Dialyzers & dialysis solutions

13 L'Arbresle, FR Dialyzers & hemodialysis concentrates

14 Palazzo Pignano, IT Bloodline systems

15 Canosa, IT Dialysis solutions

16 Krems, AT Adsorbers

17 Vršac, SRB Dialyzers, hemodialysis concentrates & bloodline systems

18 Antalya, TR Bloodline systems

Asia-Pacific

Hong Kong, CN
Regional headquarters Asia-Pacific

19 Inukai, JP Fiber bundles

20 Buzen, JP Dialyzers & dialysis solutions

21 Changshu, CN Bloodline systems, dialyzers & hemodialysis concentrates

22 Ipoh, MY Water treatment systems

23 Smithfield, AU Hemodialysis concentrates

24 Scoresby, AU Dialysis chairs

▽ Headquarters

Our company profile

99,895

Employees

40

Production sites

286,312

Patients

3,361

Clinics

~42.7 Million

Dialysis treatments

Fresenius Medical Care is the world's leading provider of dialysis products and services. Worldwide more than 2.6 million patients with chronic kidney failure undergo this vital blood cleansing procedure regularly.

Fresenius Medical Care is listed on the Frankfurt Stock Exchange (FME) and the New York Stock Exchange (FMS).

Financial Calendar

SUBJECT TO CHANGE

April 30, 2015

Report on the first quarter 2015

May 19, 2015

Annual general meeting

**FRANKFURT AM MAIN,
GERMANY**

May 20, 2015

Payment of dividend
subject to the approval of
the annual general meeting

July 30, 2015

Report on the
second quarter 2015

October 29, 2015

Report on the
third quarter 2015

Imprint

Fresenius Medical Care AG & Co. KGaA

Registered seat and commercial register:
Hof an der Saale (Germany), HRB 4019

Chairman of the supervisory board:
Dr. Gerd Krick

General partner: Fresenius Medical Care
Management AG

Registered seat and commercial register:
Hof an der Saale (Germany), HRB 3894

Management board:
Rice Powell (chairman),
Michael Brosnan,
Roberto Fusté,
Ronald Kuerbitz,
Dr. Olaf Schermeier,
Kent Wanzek,
Dominik Wehner

Chairman of the supervisory board:
Dr. Ulf M. Schneider

FRESENIUS MEDICAL CARE

61346 Bad Homburg v.d.H., Germany

Tel. + 49 6172 609 0

www.freseniusmedicalcare.com

<http://career.freseniusmedicalcare.com>

Investor Relations

Tel. + 49 6172 609 25 25

Fax + 49 6172 609 23 01

E-Mail: ir@fmc-ag.de

Corporate Communications

Tel. + 49 6172 609 23 02

Fax + 49 6172 609 22 94

E-Mail: pr@fmc-ag.de